



## 2005 SEASON IN REVIEW



JUSTIN FORSETT

JUNIOR TAILBACK



# 2005 SEASON IN REVIEW

## SEASON IN REVIEW

California is coming off of an 8-4 season that included a win in the 2005 Pioneer PureVision Las Vegas Bowl (35-28 over Brigham Young). The Bears had some near-misses as well: an overtime loss at Oregon, a three-point setback to Oregon State, and a seven-point loss at UCLA when the Bruins scored 19 points in the last 7:30 of the fourth period. That game was a battle of unbeatens.

## BOWL STREAK

California concluded the 2005 season by competing in its third straight bowl game. The Golden Bears had not reached the postseason in three consecutive seasons since the 1948-49-50 Rose Bowl teams.

## TWENTY-SOMETHING

The Bears have won 26 games over the past three seasons (26-12). It is the most victories by California over a three-year period since the 1949-1950-1951 teams combined to win 27 games. Nationally, Cal's 18 wins over the last two years rank 13th and the 26 wins over the three-year period are good enough for No. 18 in the country.

## MUSICAL STARTERS

California's 2005 achievements are more impressive when considering the injury woes. Along with three different starting quarterbacks, Cal lost leading rusher Marshawn Lynch for nearly three games, nine different offensive linemen made starts during the season, and eight different defensive linemen opened a game, along with five different linebackers.

## POLL HISTORY

California finished the 2005 season ranked No. 25 in both the *Associated Press* and *USA Today* football polls. It marked the first time since the 1950 and 1951 seasons that Cal had finished a season ranked in the national polls in consecutive years. The Bears were No. 9 in the 2004 final polls.

## MARCH ON MARSHAWN

Marshawn Lynch turned in a stellar sophomore season, his first as a starter at Cal. Despite being limited to less than 10 full games due to injury, Lynch rushed for 1,246 yards in 2005. It was the third best season in Cal history and Lynch ranks as America's second leading returning runner for 2006. Lynch now has 1,874 career rushing yards to already rank ninth in Cal history.



**Fullback Chris Manderino was the first string fullback all four years of his Golden Bear career.**

## FINISHING IN A RUSH

As Marshawn Lynch became healthier in 2005, his productivity took off. Over the final four regular-season games and the bowl game in Las Vegas, Lynch rushed for an average of 150.6 yards (753 yards over five games). His only game under 100 yards during that period came against top-ranked USC when the sophomore carried the ball just 13 times (but still reached 87 yards).

## GRAND TOTALS

Thanks to Marshawn Lynch's 2005 totals, California has now featured a 1,000-yard rusher in four straight seasons. Cal has never had a 1,000-yard rusher in five straight seasons.

## SPEAKING OF RUSHING

The Bears ended the 2005 season ninth nationally in rushing (averaging 235.3 yards per game). It marked Cal's second straight season in the nation's top 10 in that category. The Bears were sixth in 2004 with an average of 256.8 rushing yards per game.

## TWO-GAME

California will return the nation's most productive running back tandem in Marshawn Lynch (1,246 yards) and Justin Forsett (999 yards). Lynch ended the 2005 season seventh in the NCAA rushing stats and Forsett was No. 50. Only Minnesota, with Laurence Maroney (fifth last season) and Gary Russell (No. 40 in 2005), would have rivaled the returning Cal backs. However, Maroney is not returning for his senior season in Minneapolis.

## THE "ALL" GUYS

California returns five players from last year's All-Pac-10 squad. Returning first-teamers include cornerback Daymeion Hughes and defensive lineman Brandon Mebane. Second-team all-league choices that are back in the fold include linebacker Desmond Bishop, special teams standout Byron Storer and defensive end Nu'u Tafisi. Storer was also a second-team Pac-10 all-academic selection.

## SCORING IS UP...

California averaged 32.9 points per game during the 2005 season. It was the fourth highest scoring average in Cal history. In fact, of the top five scoring teams in Golden Bears history, four have been coached by Jeff Tedford. Each of Tedford's Cal teams have averaged at least 32 points per game.

## ...SO ARE TICKETS

Since the arrival of Jeff Tedford, California's season ticket count has been on a steady climb. The Bears sold 16,200 tickets in 2002, Tedford's first year. His second season resulted in sales of 22,500. In 2004, the number again jumped substantially, up to a school-record 34,100. In 2005, California set another record with 40,134 season tickets sold.

## SEASON STREAKS

California enters 2006 with an excellent chance of recording its fifth consecutive winning season. That note is significant because Cal has not strung together five straight seasons over the .500 mark since 1948 through 1952. From 1967 through 1971, the Bears did not have a losing season, but two of those records were exactly .500 (5-5).

## OTHER TRENDS

California has established a load of positive trends since Jeff Tedford's arrival. California had suffered 19 straight losses its series against the University of Washington. The Bears are 4-0 against the Huskies under Jeff Tedford. Cal also reversed a trend against Stanford, exchanging a seven-game losing streak for another 4-0 record.

## THREE UP FRONT

Three California offensive linemen were taken in the 2006 NFL Draft, including Ryan O'Callaghan (fifth round, New England Patriots), Marvin Philip (sixth round, Pittsburgh Steelers) and Aaron Merz (seventh round, Buffalo Bills).





# 2005 HONORS & AWARDS

## INDIVIDUAL HONORS & AWARDS

### ALL-AMERICA

#### First Team

<b>Anthony Felder, LB</b>	Freshman All-America, <i>Rivals.com</i>
<b>Zack Follett, LB</b>	Freshman All-America, <i>Rivals.com</i>
<b>Daymeion Hughes, DB</b>	Midseason All-America, <i>Sports Illustrated.com</i>

### ALL-PAC-10

#### First Team


<b>Daymeion Hughes, DB</b>
<b>Brandon Mebane, DL</b>
Ryan O'Callaghan, OL
Marvin Philip, C

#### Second Team

<b>Desmond Bishop, LB</b>
Donnie McCleskey, Rover
Aaron Merz, OL
<b>Byron Storer, ST</b>
<b>Nu'u Tafisi, DL</b>

#### Honorable Mention

Chris Manderino, FB
<b>Marshawn Lynch, TB</b>
<b>Craig Stevens, TE</b>
<b>Tim Mixon, PR/DB</b>



**Byron Storer**

### PACIFIC-10 ALL-ACADEMIC TEAM

#### First Team


Ryan Foltz, LB
David Lonie, P

#### Second Team

Tosh Lupoi, DE
<b>Byron Storer, ST</b>

#### Honorable Mention

<b>Alex Mack, OL</b>
Jonathan Murphy, OL
<b>Erik Robertson, OL</b>
<b>Scott Smith, OL</b>



**Erik Robertson**



**DeSean Jackson**

### SPORTING NEWS ALL-FRESHMAN PAC-10

#### DeSean Jackson, WR

### PLAYERS OF THE WEEK PACIFIC-10 CONFERENCE

**Robert Jordan, WR**, vs. Washington

**Tim Mixon, PR**, vs. Illinois

**Daymeion Hughes, DB**, vs. Arizona

**Mickey Pimentel, LB**, vs. Stanford

### NATIONAL FRESHMAN OF THE WEEK

**DeSean Jackson, WR**, vs. New Mexico State

### ESPN THE MAGAZINE/COSIDA ALL-DISTRICT TEAM

#### First Team

Ryan Foltz, LB

## TEAM AWARDS

<b>Bear Backer Award</b> (Most Valuable Player – voted on by the team)	Marvin Philip ( <i>offense</i> ), Donnie McCleskey ( <i>defense</i> )
<b>Dink Artal Award</b> (Player Best Exemplifying Cal Spirit)	Tosh Lupoi
<b>Ken Harvey Award</b> (Academic Commitment and Improvement)	Terrell Williams
<b>Frank J. Schlessinger Coaches Award</b> (Athletic, Academic, Community)	Ryan Foltz
<b>Ken Cotton Award</b> (Most Courageous Player)	Aaron Merz
<b>Everett Merriman Award</b> (Community Service)	Scott Smith
<b>Stub Allison Award</b> (Most Inspirational Player)	Donnie McCleskey
<b>Joe Roth Award</b> (Courage, Attitude and Sportsmanship)	Marvin Philip
<b>Andy Smith Award</b> (Most Big C Playing Time)	Daymeion Hughes
<b>Senior Lifter of the Year</b>	Harrison Smith
<b>Freshman Lifter of the Year</b>	Anthony Felder
<b>Scout Team Player of Year</b>	Cameron Morrah ( <i>offense</i> ), Virdell Larkins ( <i>co-defense</i> ), Jason Miller ( <i>co-defense</i> ), Brian Cristol ( <i>special teams</i> )
<b>Berkeley Breakfast Club Award</b> (Outstanding Big Game Player)	Ryan O'Callaghan ( <i>offense</i> ), Brandon Mebane ( <i>defense</i> )
<b>Bob Tessier Award</b> (Most Improved Lineman)	Jonathan Murphy ( <i>offense</i> ), Nu'u Tafisi ( <i>defense</i> )
<b>Most Improved Player</b>	Craig Stevens
<b>Bob Simmons Award</b> (Most Valuable Freshman)	DeSean Jackson
<b>Most Valuable Back</b>	Marshawn Lynch
<b>J. Scott Duncan Award</b> (Most Valuable Special Teams Player)	Byron Storer
<b>Cal Coaches Award</b>	Chris Manderino
<b>Brick Muller Award</b> (Most Valuable Lineman)	Brandon Mebane ( <i>defense</i> ), Ryan O'Callaghan ( <i>offense</i> )
<b>Cort Majors Captains Award</b> (Team Captains)	Marvin Philip ( <i>offense</i> ), Donnie McCleskey ( <i>defense</i> )



## 2005 CAL STATISTICS

## 2005 FINAL STANDINGS

Date	Opponent		Score	Overall Record	Conference Record	Time	Attend
Sept. 03, 2005	SACRAMENTO ST	W	41-3	1- 0- 0	0- 0- 0	3:20	65,938
Sept. 10, 2005	at Washington*	W	56-17	2- 0- 0	1- 0- 0	3:19	57,775
Sept. 17, 2005	ILLINOIS	W	35-20	3- 0- 0	1- 0- 0	3:03	57,657
Sept. 23, 2005	at New Mexico State	W	41-13	4- 0- 0	1- 0- 0	3:28	11,312
Oct. 1, 2005	ARIZONA*	W	28-0	5- 0- 0	2- 0- 0	3:06	55,944
Oct. 8, 2005	at UCLA* (20/16)	L	40-47	5- 1- 0	2- 1- 0	3:44	84,811
Oct. 15, 2005	OREGON ST.*	L	20-23	5- 2- 0	2- 2- 0	3:44	57,174
Oct. 22, 2005	WASHINGTON ST.*	W	42-38	6- 2- 0	3- 2- 0	3:41	52,569
Nov. 05, 2005	at Oregon* (OT) (15/13)	L	20-27	6- 3- 0	3- 3- 0	3:48	58,309
Nov. 12, 2005	USC* (1/1)	L	10-35	6- 4- 0	3- 4- 0	3:13	72,981
Nov. 19, 2005	at Stanford*	W	27-3	7- 4- 0	4- 4- 0	3:10	71,743
Dec. 22, 2005	vs. BYU**	W	35-28	8- 4- 0	4- 4- 0	3:30	40,053

\* indicates conference game

\*\* Pioneer PureVision Las Vegas Bowl

## TEAM STATISTICS

	CAL	OPP
SCORING	395	254
Points Per Game	32.9	21.2
FIRST DOWNS	251	228
Rushing	135	85
Passing	97	120
Penalty	19	23
RUSHING YARDAGE	2823	1430
Yards gained rushing	3076	1759
Yards lost rushing	253	329
Rushing Attempts	483	428
Average Per Rush	5.8	3.3
Average Per Game	235.2	119.2
TDs Rushing	27	15
PASSING YARDAGE	2312	2884
Att-Comp-Int	321-167-17	454-254-15
Average Per Pass	7.2	6.4
Average Per Catch	13.8	11.4
Average Per Game	192.7	240.3
TDs Passing	22	14
TOTAL OFFENSE	5135	4314
Total Plays	804	882
Average Per Play	6.4	4.9
Average Per Game	427.9	359.5
KICK RETURNS: #-YARDS	30-598	43-848
PUNT RETURNS: #-YARDS	28-438	25-320
INT RETURNS: #-YARDS	15-392	17-58
KICK RETURN AVERAGE	19.9	19.7
PUNT RETURN AVERAGE	15.6	12.8
INT RETURN AVERAGE	26.1	3.4
FUMBLES-LOST	23-10	14-6
PENALTIES-YARDS	69-620	82-670
Average Per Game	51.7	55.8
PUNTS-YARDS	61-2559	80-3148
Average Per Punt	42.0	39.3
Net punt average	36.7	33.9
TIME OF POSSESSION/GAME	29:32	30:28
3RD-DOWN CONVERSIONS	52/148	74/201
3rd-Down Pct.	35%	37%
4TH-DOWN CONVERSIONS	5/9	8/16
4th-Down Pct.	56%	50%
SACKS BY-YARDS	32-198	23-119
MISC. YARDS	9	43
TOUCHDOWNS SCORED	53	31
FIELD GOALS-ATTEMPTS	9-16	13-18
PAT-ATTEMPTS	50-52	27-28
ATTENDANCE	402,316	283,950
Games/Avg Per Game	7/57,474	5/56,790



Cal runners averaged 235.2 yards per game and scored 27 touchdowns on the ground.



The Bears defense caused 14 fumbles in 2005.

## SCORE BY QUARTERS

	1st	2nd	3rd	4th	OT	Total
California	99	96	85	115	0	395
Opponents	61	67	63	56	7	254





## RUSHING

	GP	Att	Gain	Loss	Net	Avg	TD	Long	Avg/G
Lynch, Marshawn	10	196	1281	35	1246	6.4	10	52	124.6
Forsett, Justin	12	132	1028	29	999	7.6	6	57	83.2
O'Keith, Marcus	10	22	246	3	243	11.0	3	71	24.3
Williams, Terrell	11	19	84	2	82	4.3	1	11	7.5
Manderino, Chris	12	17	68	0	68	4.0	2	14	5.7
Levy, Steve	6	16	91	27	64	4.0	0	21	10.7
Ayoob, Joe	11	58	175	117	58	1.0	5	26	5.3
Jackson, DeSean	11	8	53	5	48	6.0	0	17	4.4
Hawkins, Lavelle	9	3	31	0	31	10.3	0	15	3.4
Jordan, Robert	10	2	10	0	10	5.0	0	7	1.0
Storer, Byron	12	2	9	0	9	4.5	0	6	0.8
TEAM	7	6	0	13	-13	-2.2	0	0	-1.9
Longshore, Nate	1	2	0	22	-22	-11.0	0	0	-22.0
<b>Total</b>	<b>12</b>	<b>483</b>	<b>3076</b>	<b>253</b>	<b>2823</b>	<b>5.8</b>	<b>27</b>	<b>71</b>	<b>235.2</b>
<b>Opponents</b>	<b>12</b>	<b>428</b>	<b>1759</b>	<b>329</b>	<b>1430</b>	<b>3.3</b>	<b>15</b>	<b>42</b>	<b>119.2</b>

## PASSING

	GP	Effc	Att-Cmp-Int	Pct	Yds	TD	Lng	Avg/G
Ayoob, Joe	11	114.13	254-125-14	49.2	1707	15	58	155.2
Levy, Steve	6	150.15	52-32-2	61.5	439	4	56	73.2
Longshore, Nate	1	184.58	11-8-1	72.7	131	1	44	131.0
Lynch, Marshawn	10	303.20	2-1-0	50.0	21	1	21	2.1
Jackson, DeSean	11	0.00	1-0-0	0.0	0	0	0	0.0
Williams, Terrell	11	547.60	1-1-0	100.0	14	1	14	1.3
<b>Total</b>	<b>12</b>	<b>124.55</b>	<b>321-167-17</b>	<b>52.0</b>	<b>2312</b>	<b>22</b>	<b>58</b>	<b>192.7</b>
<b>Opponents</b>	<b>12</b>	<b>112.88</b>	<b>454-254-15</b>	<b>55.9</b>	<b>2884</b>	<b>14</b>	<b>80</b>	<b>240.3</b>

## RECEIVING

	GP	No.	Yds	Avg	TD	Long	Avg/G
Jackson, DeSean	11	38	601	15.8	7	56	54.6
Jordan, Robert	10	34	455	13.4	4	58	45.5
Hawkins, Lavelle	9	18	171	9.5	1	33	19.0
Lynch, Marshawn	10	15	125	8.3	0	25	12.5
Manderino, Chris	12	13	188	14.5	2	54	15.7
Stevens, Craig	12	13	165	12.7	2	26	13.8
Gray, David	11	7	116	16.6	2	22	10.5
Forsett, Justin	12	7	68	9.7	0	22	5.7
Beegun, Eric	12	6	78	13.0	0	17	6.5
Cunningham, LaReylle	6	5	112	22.4	1	57	18.7
DeSa, Sam	10	4	84	21.0	0	44	8.4
Smith, Noah	5	3	72	24.0	1	46	14.4
O'Keith, Marcus	10	3	56	18.7	1	27	5.6
Ayoob, Joe	11	1	21	21.0	1	21	1.9
<b>Total</b>	<b>12</b>	<b>167</b>	<b>2312</b>	<b>13.8</b>	<b>22</b>	<b>58</b>	<b>192.7</b>
<b>Opponents</b>	<b>12</b>	<b>254</b>	<b>2884</b>	<b>11.4</b>	<b>14</b>	<b>80</b>	<b>240.3</b>

## PUNT RETURNS

	No.	Yards	Avg	TD	Long
Mixon, Tim	24	357	14.9	1	79
Jackson, DeSean	1	49	49.0	1	49
Moye, Justin	1	10	10.0	0	0
DeCoud, Thomas	1	11	11.0	0	0
Hampton, Brandon	1	8	8.0	0	8
Mbakogu, Phillip	0	3	0.0	0	3
<b>Total</b>	<b>28</b>	<b>438</b>	<b>15.6</b>	<b>2</b>	<b>79</b>
<b>Opponents</b>	<b>25</b>	<b>320</b>	<b>12.8</b>	<b>1</b>	<b>81</b>

## INTERCEPTIONS

	No.	Yards	Avg	TD	Long
Hughes, Daymeion	5	159	31.8	1	59
Mixon, Tim	3	47	15.7	0	38
Smith, Harrison	2	39	19.5	0	32
Pimentel, Mickey	2	82	41.0	0	77
McCleskey, Donnie	1	27	27.0	0	27
Van Hoesen, Greg	1	16	16.0	1	16
Hampton, Brandon	1	22	22.0	0	22
<b>Total</b>	<b>15</b>	<b>392</b>	<b>26.1</b>	<b>2</b>	<b>77</b>
<b>Opponents</b>	<b>17</b>	<b>58</b>	<b>3.4</b>	<b>0</b>	<b>16</b>



Daymeion Hughes picked off five passes, including one returned 41 yards for a touchdown, in 2005.




## KICK RETURNS

	No.	Yards	Avg	TD	Long
Lynch, Marshawn	13	271	20.8	0	34
Hawkins, Lavelle	7	129	18.4	0	29
Forsett, Justin	4	70	17.5	0	26
O'Keith, Marcus	3	72	24.0	0	39
Hampton, Brandon	2	29	14.5	0	15
Pimentel, Mickey	1	27	27.0	0	27
<b>Total</b>	<b>30</b>	<b>598</b>	<b>19.9</b>	<b>0</b>	<b>39</b>
<b>Opponents</b>	<b>43</b>	<b>848</b>	<b>19.7</b>	<b>1</b>	<b>94</b>

## FUMBLE RETURNS

	No.	Yds	Avg	TD	Long
Mbakogu, Phillip	1	9	9.0	0	9
<b>Total</b>	<b>1</b>	<b>9</b>	<b>9.0</b>	<b>0</b>	<b>9</b>
<b>Opponents</b>	<b>2</b>	<b>43</b>	<b>21.5</b>	<b>0</b>	<b>27</b>



Tom Schneider paced Cal scorers with 77 points last season.

## SCORING

	TD	FGs	PATs				DXP	Saf	Points
			Kick	Rush	Rcv	Pass			
Schneider, Tom	0	9-16	50-52	0-0	0	0-0	0	0	77
Lynch, Marshawn	10	0-0	0-0	0-0	0	0-0	0	0	60
Jackson, DeSean	8	0-0	0-0	0-0	0	0-0	0	0	48
Ayoob, Joe	6	0-0	0-0	0-0	0	0-1	0	0	36
Forsett, Justin	6	0-0	0-0	0-0	0	0-0	0	0	36
Jordan, Robert	4	0-0	0-0	0-0	0	0-0	0	0	24
Manderino, Chris	4	0-0	0-0	0-0	0	0-0	0	0	24
O'Keith, Marcus	4	0-0	0-0	0-0	0	0-0	0	0	24
Gray, David	2	0-0	0-0	0-0	0	0-0	0	0	12
Stevens, Craig	2	0-0	0-0	0-0	0	0-0	0	0	12
Smith, Noah	1	0-0	0-0	0-0	0	0-0	0	0	6
Van Hoesen, Greg	1	0-0	0-0	0-0	0	0-0	0	0	6
Mixon, Tim	1	0-0	0-0	0-0	0	0-0	0	0	6
Hughes, Daymeion	1	0-0	0-0	0-0	0	0-0	0	0	6
Cunningham, LaReylle	1	0-0	0-0	0-0	0	0-0	0	0	6
Williams, Terrell	1	0-0	0-0	0-0	0	0-0	0	0	6
Hawkins, Lavelle	1	0-0	0-0	0-0	0	0-0	0	0	6
Hampton, Brandon	0	0-0	0-0	0-0	0	0-0	0	0	0
<b>Total</b>	<b>53</b>	<b>9-16</b>	<b>50-52</b>	<b>0-0</b>	<b>0</b>	<b>0-1</b>	<b>0</b>	<b>0</b>	<b>395</b>
<b>Opponents</b>	<b>31</b>	<b>13-18</b>	<b>27-28</b>	<b>0-1</b>	<b>1</b>	<b>1-1</b>	<b>0</b>	<b>0</b>	<b>254</b>

## ALL PURPOSE

	G	Rush	Rec	PR	KOR	IR	Tot	Avg/G
Lynch, Marshawn	10	1246	125	0	271	0	1642	164.2
Forsett, Justin	12	999	68	0	70	0	1137	94.8
Jackson, DeSean	11	48	601	49	0	0	698	63.5
Jordan, Robert	10	10	455	0	0	0	465	46.5
Mixon, Tim	12	0	0	357	0	47	404	33.7
O'Keith, Marcus	10	243	56	0	72	0	371	37.1
Hawkins, Lavelle	9	31	171	0	129	0	331	36.8
Manderino, Chris	12	68	188	0	0	0	256	21.3
Stevens, Craig	12	0	165	0	0	0	165	13.8
Hughes, Daymeion	12	0	0	0	0	159	159	13.2
Gray, David	11	0	116	0	0	0	116	10.5
Cunningham, LaReylle	6	0	112	0	0	0	112	18.7
Pimentel, Mickey	12	0	0	0	27	82	109	9.1
DeSa, Sam	10	0	84	0	0	0	84	8.4
Williams, Terrell	11	82	0	0	0	0	82	7.5
Ayoob, Joe	11	58	21	0	0	0	79	7.2
Beegun, Eric	12	0	78	0	0	0	78	6.5
Smith, Noah	5	0	72	0	0	0	72	14.4
Levy, Steve	6	64	0	0	0	0	64	10.7
Hampton, Brandon	11	0	0	8	29	22	59	5.4
Smith, Harrison	12	0	0	0	0	39	39	3.2
McCleskey, Donnie	12	0	0	0	0	27	27	2.2
Van Hoesen, Greg	10	0	0	0	0	16	16	1.6
DeCoud, Thomas	11	0	0	11	0	0	11	1.0
Moye, Justin	12	0	0	10	0	0	10	0.8
Storer, Byron	12	9	0	0	0	0	9	0.8
Mbakogu, Phillip	11	0	0	3	0	0	3	0.3
TEAM	7	-13	0	0	0	0	-13	-1.9
Longshore, Nate	1	-22	0	0	0	0	-22	-22.0
<b>Total</b>	<b>12</b>	<b>2823</b>	<b>2312</b>	<b>438</b>	<b>598</b>	<b>392</b>	<b>6563</b>	<b>546.9</b>
<b>Opponents</b>	<b>12</b>	<b>1430</b>	<b>2884</b>	<b>320</b>	<b>848</b>	<b>58</b>	<b>5540</b>	<b>461.7</b>



# 2005 CAL STATISTICS (continued)

## FIELD GOALS

	FGM-FGA	Pct	01-19	20-29	30-39	40-49	50-99	Lg	Blk
Schneider, Tom	9-16	56.2	0-0	4-5	2-4	3-5	0-2	49	1
<b>Opponents</b>	<b>13-17</b>	<b>76.4</b>	<b>0</b>	<b>7</b>	<b>4</b>	<b>2</b>	<b>-</b>	<b>46</b>	<b>2</b>

## TOTAL OFFENSE

	G	Plays	Rush	Pass	Total	Avg/G
Ayoob, Joe	11	312	58	1707	1765	160.5
Lynch, Marshawn	10	198	1246	21	1267	126.7
Forsett, Justin	12	132	999	0	999	83.2
Levy, Steve	6	68	64	439	503	83.8
O'Keith, Marcus	10	22	243	0	243	24.3
Longshore, Nate	1	13	-22	131	109	109.0
Williams, Terrell	11	20	82	14	96	8.7
Manderino, Chris	12	17	68	0	68	5.7
Jackson, DeSean	11	9	48	0	48	4.4
Hawkins, Lavelle	9	3	31	0	31	3.4
Jordan, Robert	10	2	10	0	10	1.0
Storer, Byron	12	2	9	0	9	0.8
TEAM	7	6	-13	0	-13	-1.9
<b>Total</b>	<b>12</b>	<b>804</b>	<b>2823</b>	<b>2312</b>	<b>5135</b>	<b>427.9</b>
<b>Opponents</b>	<b>12</b>	<b>882</b>	<b>1430</b>	<b>2884</b>	<b>4314</b>	<b>359.5</b>



*Tailback Justin Forsett rushed for 999 yards, nearly giving Cal two 1,000-yard rushers for the second time in history.*

## DEFENSIVE STATISTICS

DEFENSIVE LEADERS	GP	——Tackles——			TFL/Yds	-Sacks-  No-Yds	-Pass Def-		-Fumbles-  Rcv-Yds	FF	Blkd Kick	Saf
		Solo	Ast	Total			Int-Yds	BrUp				
Bishop, Desmond	12	62	27	89	6.0-11			2		1		
McCleskey, D.	12	52	21	73	8.5-25	3.0-18	1-27	4		2		
Smith, Harrison	12	50	22	72	3.0-9	1.0-6	2-39	8				
Hughes, D.	12	46	16	62	1.5-3		5-159	12		1	1	
Foltz, Ryan	12	42	13	55	4.5-25			2				
Mixon, Tim	12	43	3	46	3.0-4		3-47	10				
Mbakogu, P.	11	22	18	40	10.0-40	5.5-30			1-9			
Felder, Anthony	12	25	14	39	1.5-3	1.0-2		1				
Tafisi, Nu'u	12	30	8	38	10.0-31	3.5-19					1	
Pimentel, M.	12	20	14	34	8.5-42	3.5-31	2-82	3		1		
Follett, Zack	12	25	7	32	3.0-16	2.0-11		3	1-0	2		
Mebane, Brandon	12	16	13	29	9.5-49	7.0-44		1				
DeCoud, Thomas	11	18	10	28	1.0-6						2	
Williams, W.	10	10	16	26	4.0-12	0.5-3		1				
Ma'afala, Abu	12	12	5	17	3.5-17	1.5-14			1-0			
Van Hoesen, G.	10	13	3	16	3.0-4		1-16					
Lupoi, Tosh	8	12	3	15	2.0-6	1.0-4						
Malele, Matthew	10	6	7	13	2.5-8	0.5-2						
Hampton, B.	11	9	3	12	0.5-4	0.5-4	1-22	1				
Storer, Byron	12	8	1	9								
Abd Allah, F.	8	7	1	8	1.0-7	1.0-7						
Bundy, Randy	7	6	2	8				2				
Moye, Justin	12	5	2	7				1			1	
Purtz, Chris	11	4	2	6					1-0			
Ta'ufo'ou, Will	11	3	2	5								
Kane, Mika	9	1	4	5	1.5-4	0.5-3						
Forrester, Wale	2	4	1	5				1				
Williams, T.	11	1	3	4								
O'Keith, Marcus	10	2	1	3								
Peele, Robert	3	3		3								
Stevens, Craig	12	3		3								
Lonie, David	12	2	1	3								
Jackson, DeSean	11	2		2						1		
Honey, Jason	9	1	1	2								
Harrison, Brian	2	1		1								
Smith, Scott	10	1		1								
Merz, Aaron	11	1		1								
Beegun, Eric	12		1	1								
Manderino, C.	12	1		1					1-0			
Forsett, Justin	12	1		1								
Lynch, Marshawn	10	1		1								
Allen, John	6							1				
TEAM	7								1-0			
<b>Total</b>	<b>12</b>	<b>571</b>	<b>245</b>	<b>816</b>	<b>88-326</b>	<b>32-198</b>	<b>15-392</b>	<b>53</b>	<b>6-9</b>	<b>8</b>	<b>5</b>	
<b>Opponents</b>	<b>12</b>	<b>513</b>	<b>255</b>	<b>768</b>	<b>69-212</b>	<b>23-119</b>	<b>17-58</b>	<b>42</b>	<b>10-43</b>	<b>11</b>	<b>3</b>	





## 2005 CAL STATISTICS (continued)

## 2005 GAME-BY-GAME STARTERS

## OFFENSE

<i>Opponents</i>	<i>WR</i>	<i>LT</i>	<i>LG</i>	<i>C</i>	<i>RG</i>	<i>RT</i>	<i>TE</i>	<i>QB</i>	<i>FB</i>	<i>TB</i>	<i>WR</i>
Sacramento St.	N. Smith	Cameron	Robertson	Philip	Merz	O'Callaghan	Stevens	Longshore	Manderino	Lynch	Jackson
Washington	Hawkins	Cameron	Robertson	Philip	Merz	O'Callaghan	Stevens	Ayoob	Manderino	Lynch	Jackson
Illinois	Jordan	S. Smith	Robertson	Philip	Deemer	O'Callaghan	Stevens	Ayoob	Hawkins (wr)	Forsett	Jackson
New Mexico St.	Jordan	S. Smith	Robertson	Philip	Deemer	O'Callaghan	Stevens	Ayoob	Manderino	Forsett	Jackson
Arizona	Jordan	Cameron	Robertson	Philip	Merz	O'Callaghan	Stevens	Ayoob	Manderino	Lynch	Jackson
UCLA	Jordan	S. Smith	Robertson	Philip	Merz	O'Callaghan	Stevens	Ayoob	Manderino	Forsett	Beegun
Oregon St.	Jordan	S. Smith	Robertson	Philip	Merz	O'Callaghan	Stevens	Ayoob	Manderino	Lynch	Jackson
Washington St.	Hawkins	S. Smith	Robertson	Philip	Merz	Murphy	Stevens	Ayoob	DeSa (wr)	Lynch	Cunningham
Oregon	Hawkins	S. Smith	Robertson	Philip	Merz	O'Callaghan	Stevens	Ayoob	Manderino	Lynch	Jackson
USC	Jordan	S. Smith	Robertson	Philip	Merz	O'Callaghan	Stevens	Ayoob	Hawkins (wr)	Lynch	Jackson
Stanford	Jordan	Murphy	N. Malele	Philip	Merz	O'Callaghan	Stevens	Levy	Hawkins (wr)	Lynch	Jackson
BYU	Jordan	S. Smith	Robertson	Philip	Merz	O'Callaghan	Stevens	Levy	Manderino	Lynch	Jackson

## DEFENSE

<i>Opponents</i>	<i>DE</i>	<i>DT</i>	<i>DT</i>	<i>DE</i>	<i>OLB</i>	<i>MLB</i>	<i>OLB</i>	<i>CB</i>	<i>ROV</i>	<i>FS</i>	<i>CB</i>
Sacramento St.	Lupoi	M. Malele	Mebane	Tafisi	Foltz	Bishop	Van Hoesen	Hughes	McCleskey	H. Smith	Mixon
Washington	Lupoi	M. Malele	Mebane	Tafisi	Foltz	Bishop	Van Hoesen	Hughes	McCleskey	H. Smith	Mixon
Illinois	Abd Allah	Ma'afala	Mebane	Tafisi	Foltz	Bishop	Felder	Hughes	McCleskey	H. Smith	Mixon
New Mexico St.	Mbakogu	Ma'afala	Mebane	Tafisi	Foltz	Bishop	Felder	Hughes	McCleskey	H. Smith	Mixon
Arizona	Mbakogu	M. Malele	Mebane	Tafisi	Foltz	Bishop	Felder	Hughes	McCleskey	H. Smith	Mixon
UCLA	Mbakogu	M. Malele	Mebane	Tafisi	Foltz	Bishop	Felder	Hughes	McCleskey	H. Smith	Mixon
Oregon St.	Lupoi	M. Malele	Mebane	Tafisi	Foltz	Bishop	Felder	Hughes	McCleskey	H. Smith	Mixon
Washington St.	Lupoi	M. Malele	Kane	Tafisi	Foltz	Bishop	Felder	Hughes	McCleskey	H. Smith	Mixon
Oregon	Lupoi	M. Malele	Ma'afala	Tafisi	Foltz	Bishop	Van Hoesen	Hughes	McCleskey	H. Smith	Mixon
USC	Lupoi	M. Malele	Mebane	Tafisi	Foltz	Bishop	W. Williams	Hughes	McCleskey	H. Smith	Mixon
Stanford	Mbakogu	Ma'afala	Mebane	Tafisi	Foltz	Bishop	Felder	Hughes	McCleskey	H. Smith	Mixon
BYU	Mbakogu	Ma'afala	Mebane	Tafisi	Foltz	Bishop	Felder	Hughes	McCleskey	H. Smith	Mixon

## 2005 GAME-BY-GAME STATISTICS

## GAME-BY-GAME RUSHING (NO-YDS/TDS)

<i>Player</i>	<i>No-Yds/TDs</i>	<i>SS</i>	<i>UW</i>	<i>UI</i>	<i>NMS</i>	<i>UA</i>	<i>UCLA</i>	<i>OSU</i>	<i>WSU</i>	<i>UO</i>	<i>USC</i>	<i>SU</i>	<i>BYU</i>
Ayoob, J.	58-58/5	1-1/0	8-27/0	3-8/0	4-11/3	10-9/1	5-26/0	7-(-11)/1	6-(-9)/0	8-(-8)/0	6-4/0	-	-
Forsett, J.	132-999/6	4-12/0	11-77/1	16-187/2	31-235/1	13-74/0	10-153/1	9-18/0	12-111/0	6-32/0	5-13/0	7-50/1	8-37/0
Hawkins, L.	3-31/0	DNP	-	2-25/0	-	DNP	-	-	1-6/0	-	-	-	-
Jackson, D.	8-48/0	-	-	1-3/0	1-15/0	1-4/0	3-18/0	-	DNP	-	1-6/0	1-2/0	-
Levy, S.	16-64/0	2-(-8)/0	-	DNP	-	DNP	DNP	DNP	DNP	DNP	2-36/0	8-36/0	4-0/0
Longshore, N.	2-(-22)/0	2-(-22)/0	DNP	DNP	DNP	DNP	DNP	DNP	DNP	DNP	DNP	DNP	DNP
Lynch, M.	196-1246/10	24-147/1	5-46/0	DNP	DNP	20-107/1	22-135/1	14-58/0	25-160/1	25-189/2	13-87/0	24-123/1	24-194/3
Manderino, C.	17-68/2	2-6/1	3-10/0	1-5/0	1-14/0	-	-	2-5/0	3-7/0	-	3-14/1	-	2-7/0
O'Keith, M.	22-243/3	2-69/0	6-103/2	12-69/1	DNP	DNP	-	2-5/0	-	-	-	-	-
Storer, B.	2-9/0	-	1-3/0	-	-	-	-	-	-	-	-	1-6/0	-
Williams, T.	19-82/1	4-7/0	4-23/0	-	8-36/1	-	-	-	1-6/0	DNP	1-7/0	2-9/0	-

## GAME-BY-GAME PASSING (C-A-I-YDS-TD)

	<i>Ayoob</i>	<i>Levy</i>	<i>Longshore</i>
Sacramento State	0-10-0-0	2-7-1-52-1	8-11-1-131-1
Washington	17-27-1-271-4	0-0-0	DNP
Illinois	8-17-0-121-1	DNP	DNP
New Mexico St.	17-26-0-284-1	0-0-0	DNP
Arizona	14-20-1-137-2	DNP	DNP
UCLA	18-35-1-215-2	DNP	DNP
Oregon State	13-39-2-219-1	DNP	DNP
Wash. State	19-35-2-274-4	DNP	DNP
Oregon	10-26-3-88-0	DNP	DNP
USC	9-19-4-98-0	4-4-0-34-0	DNP
Stanford	0-0-0	10-18-1-125-1	DNP
BYU	DNP	16-23-0-228-2	DNP





## GAME-BY-GAME RECEIVING (NO-YDS/TDS)

Player	No-Yds/TDs	SS	UW	UI	NMS	UA	UCLA	OSU	WSU	UO	USC	STAN	BYU
Ayoob, Joe	1-21/1	-	-	-	-	-	-	1-21/1	-	-	-	-	-
Beegun, Eric	6-78/0	-	-	-	-	2-18/0	-	1-13/0	-	-	1-15/0	-	2-32/0
DeSa, Sam	4-84/0	1-44/0	-	-	1-24/0	-	-	-	1-12/0	DNP	DNP	-	1-4/0
Forsett, Justin	7-68/0	-	-	3-43/0	2-21/0	-	1-(-1)/0	-	-	1-5/0	-	-	-
Gray, David	7-116/2	2-27/0	1-14/1	1-14/0	-	DNP	-	1-21/0	2-40/1	-	-	-	-
Hawkins, Lavelle	18-171/1	-	-	-	3-51/0	-	1-3/0	1-26/0	8-71/1	1-8/0	2-7/0	2-5/0	-
Jackson, DeSean	38-601/7	2-37/1	-	1-21/0	9-130/1	2-2/0	10-128/0	5-79/1	-	-	1-9/0	2-65/1	6-130/2
Jordan, Robert	34-455/4	-	11-192/3	2-17/0	1-4/0	3-55/1	3-54/0	4-53/0	DNP	2-25/0	2-12/0	3-28/0	3-15/0
Lynch, Marshawn	15-125/0	1-(-3)/0	1-25/0	-	-	2-11/0	1-13/0	-	1-12/0	3-13/0	2-26/0	2-1/0	2-27/0
Manderino, Chris	13-188/2	-	3-37/0	-	1-54/0	2-15/1	-	-	1-3/1	2-22/0	2-37/0	-	2-20/0
O'Keith, Marcus	3-56/1	-	-	1-26/1	-	-	1-3/0	1-27/0	-	-	-	-	-
Smith, Noah	3-72/1	3-72/1	DNP	DNP	DNP	DNP	DNP	DNP	-	-	DNP	DNP	-
Stevens, Craig	13-165/2	1-6/0	1-3/0	-	-	3-36/0	1-15/1	-	1-24/0	1-15/0	3-26/0	2-40/1	-

## GAME-BY-GAME COMPARISONS

Game	Score	1st Dwn	Rush Yds	C-A-I, TDs	Pass Yds.	Tot Off.	TO	Pen.	TOP	3rd Dwn	4th Dwn	Sacks By
Cal	41	16	41-212	10-28-2, 2	183	395	4	5-40	29:58	4-15	0-1	1-7
SS	3	9	32-68	16-37-0, 0	121	189	3	6-35	30:02	1-19	0-1	0-0
Cal	56	26	39-286	17-27-1, 4	271	557	1	6-65	29:43	6-10	0-0	4-18
UW	17	18	27-86	22-39-1, 2	301	369	1	8-74	30:17	3-13	0-2	3-11
Cal	35	18	35-294	8-18-0, 0	121	415	0	7-57	25:15	6-11	0-0	3-17
UI	20	20	43-109	21-37-0, 0	228	337	0	5-30	34:45	9-20	1-1	0-0
Cal	41	29	45-311	17-26-0, 1	284	595	0	7-60	31:35	4-10	0-0	2-9
NMS	13	22	36-178	18-39-2, 0	164	342	2	4-35	28:25	6-17	2-3	1-2
Cal	28	18	44-194	21-14-1, 2	137	331	2	5-39	34:06	5-13	1-1	1-6
UA	0	13	28-37	36-19-3, 0	169	206	3	11-60	25:54	5-16	0-1	5-24
Cal	40	26	41-330	35-18-1, 2	215	545	1	8-66	34:35	4-14	1-1	1-5
UCLA	47	17	31-170	33-17-0, 2	225	395	1	8-69	25:25	6-15	2-2	1-1
Cal	20	18	34-75	14-40-2, 1	240	315	5	5-65	24:59	6-16	1-2	2-12
OSU	23	19	45-181	21-34-3, 0	196	377	3	10-94	35:01	7-19	0-0	3-22
Cal	42	24	48-274	35-19-2, 4	274	548	3	4-40	35:29	5-15	2-2	4-23
WSU	38	20	38-178	38-17-2, 5	422	600	2	2-10	24:31	8-19	0-1	3-17
Cal	20	14	39-213	10-26-3, 0	88	301	4	5-40	30:07	2-13	0-1	2-12
UO	27	19	37-143	24-39-1, 2	232	375	1	6-40	29:53	6-18	0-0	3-15
Cal	10	17	31-167	23-13-4, 0	132	299	6	7-58	23:57	1-8	0-1	2-14
USC	35	26	47-188	32-20-1, 0	246	434	1	8-90	36:03	8-14	0-1	1-8
Cal	27	19	43-256	11-19-1, 2	139	365	1	1-5	27:47	4-12	0-0	9-70
SU	3	18	37-99	24-37-0, 0	228	244	1	2-30	32:13	6-17	0-1	2-14
Cal	35	26	43-241	16-23-0, 2	228	469	0	9-85	26:53	5-11	0-0	1-5
BYU	28	27	27-94	35-53-2, 3	352	446	2	12-103	33:07	6-14	3-3	1-5